



Growth Pathway[®]

Fixed Index Annuity

Sail smoothly toward retirement



Setting the course for your retirement

Your retirement is in sight—and now protecting your money is just as important as growing it. A Growth Pathway® Fixed Index Annuity can help you get to your retirement, with the growth potential and market protection you need.

Growth Pathway® may be a good fit if:

- You are at or nearing retirement
- You are seeking downside protection for money you can't afford to lose
- You are looking for opportunities to grow your nest egg without putting it at risk



You can depend on Delaware Life

Delaware Life has decades of annuity innovations and brings you a long history and solid track record. At Delaware Life, we develop smart annuities to address your unique retirement needs.

Growth and protection are key

Protection and certainty can impact growth

When you invest, it's inevitable there'll be market ups and downs. And for many investors, the "downs" can cause angst and uncertainty. To avoid losing money, they may shift their investments away from equities and into fixed income products like bank CDs and Treasury bonds. But when interest rates are low for extended periods – like the past 10 years – the return on these products can also be low. This creates a dilemma – having to choose between protecting your money or trying to grow it. **So, what about the stock market?**

Over the past 30 years, CD rates have, on average, declined **more than 90%**¹

Finding growth opportunities may mean taking more market risk

You could invest in stocks and other equities—but can you afford the risk? With volatile markets, some investors may be reluctant to stay long enough to see gains. Research cites that some investors need to 'win' twice as much as they 'lose' to be indifferent to risk.²

Nobody knows when the market will see significant gains—or losses. If you're not invested, you could miss the best days. **So, how can you feel comfortable staying the course?**

Over the past 20 years, the average annual return of the S&P 500® is **164%** **higher** than that of the average investor³

You can have both growth and protection

What if you didn't have to sacrifice one for the other? If you're looking to protect your retirement savings from market loss and still want the potential to increase your nest egg, consider **Growth Pathway® Fixed Index Annuity**. It offers both downside protection and upside opportunity and can be a smart choice as part of your financial strategy.

CDs are FDIC-insured up to \$250,000 per financial institution, and there may be a penalty for early withdrawal. Fixed indexed annuities, like many investments, are not FDIC-insured, and have limitations and surrender charges.

¹ Source: Bankrate.com, Historical CD Interest Rates: 1984-2022; as of July 1, 2022.

² Source: "INVESTOR EDUCATION: The Importance of Behavioral Guidance," ©2021 PIMCO. Used with permission from Pacific Investment Management Company LLC.

³ Source: JP Morgan Guide to the Markets 3Q, 2021. Data are as of September 30, 2022.

Growth Pathway[®] can keep you on course

Growth and protection while you save for retirement

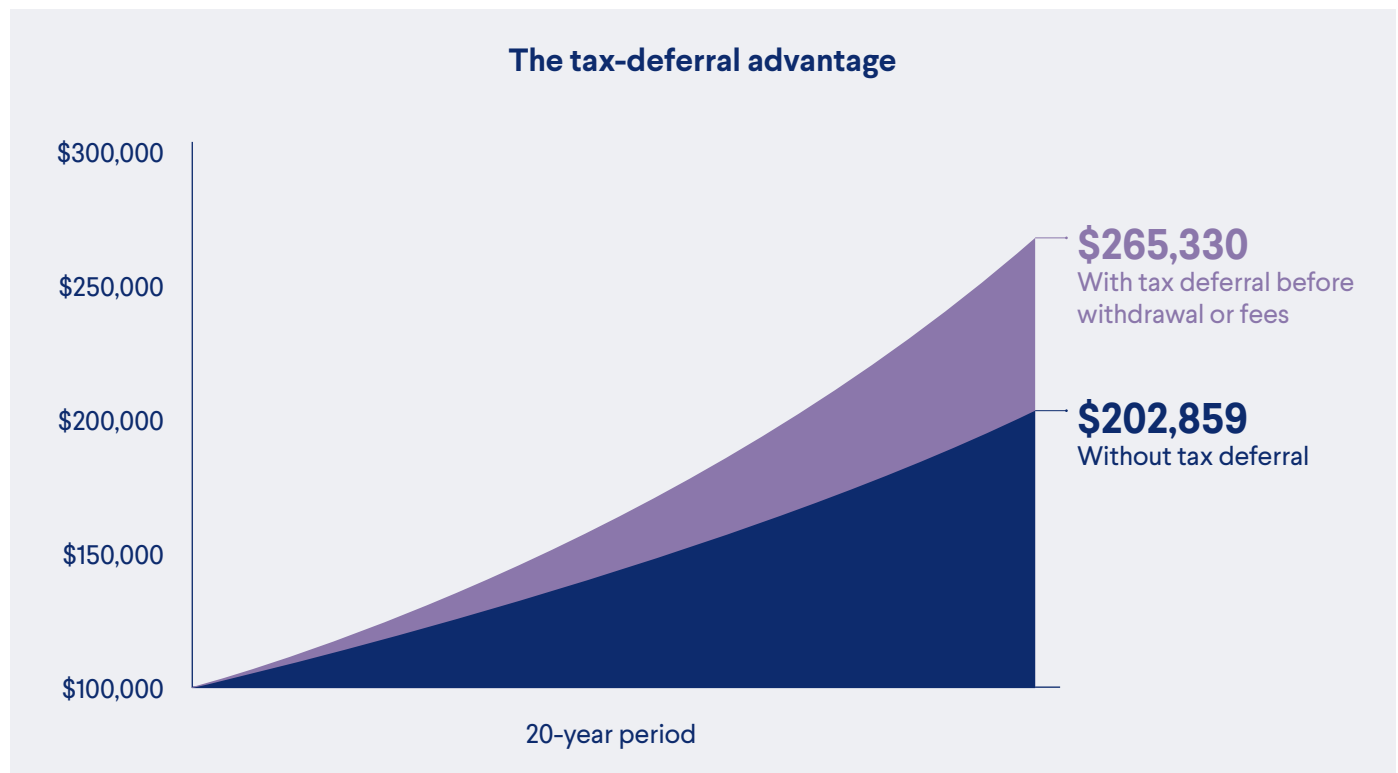
Growth Pathway[®] Fixed Index Annuity is an insurance product that offers protection for your money against a market downturn—with the opportunity for it to capture gains. It enables you to earn interest based on the performance of a specific market index, or a combination of indexes.



Market downside protection – Your gains are locked in each year, meaning you can't lose any of your payments or any credited interest due to market downturns or sudden market swings.



Tax-deferred growth – You'll have access to crediting strategies to help your money grow—four index options and one fixed account option. You can diversify your annuity by choosing one or a combination of strategies. And you won't pay taxes on gains until you withdraw them. And the combination of compounded gains and a potentially lower tax bracket after you retire can help make your retirement savings go farther.



This hypothetical chart illustrates how tax deferral would affect a \$100,000 initial premium, before any withdrawals or fees, during a 20-year period. The chart assumes an annual interest rate of 5% and a federal income tax rate of 28%. Actual tax rates may vary for different taxpayers and assets from those illustrated (for example, capital gains and qualified dividend income). Actual performance of your investment also will vary. Lower maximum tax rates on capital gains and dividends would make the investment return for the taxable investment more favorable, thereby reducing the difference in performance between the examples shown. Consider your personal investment time horizon and income tax brackets, both current and anticipated, when making an investment decision. This example illustrates tax deferral and does not represent the past or future performance of any product. Actual results will vary.

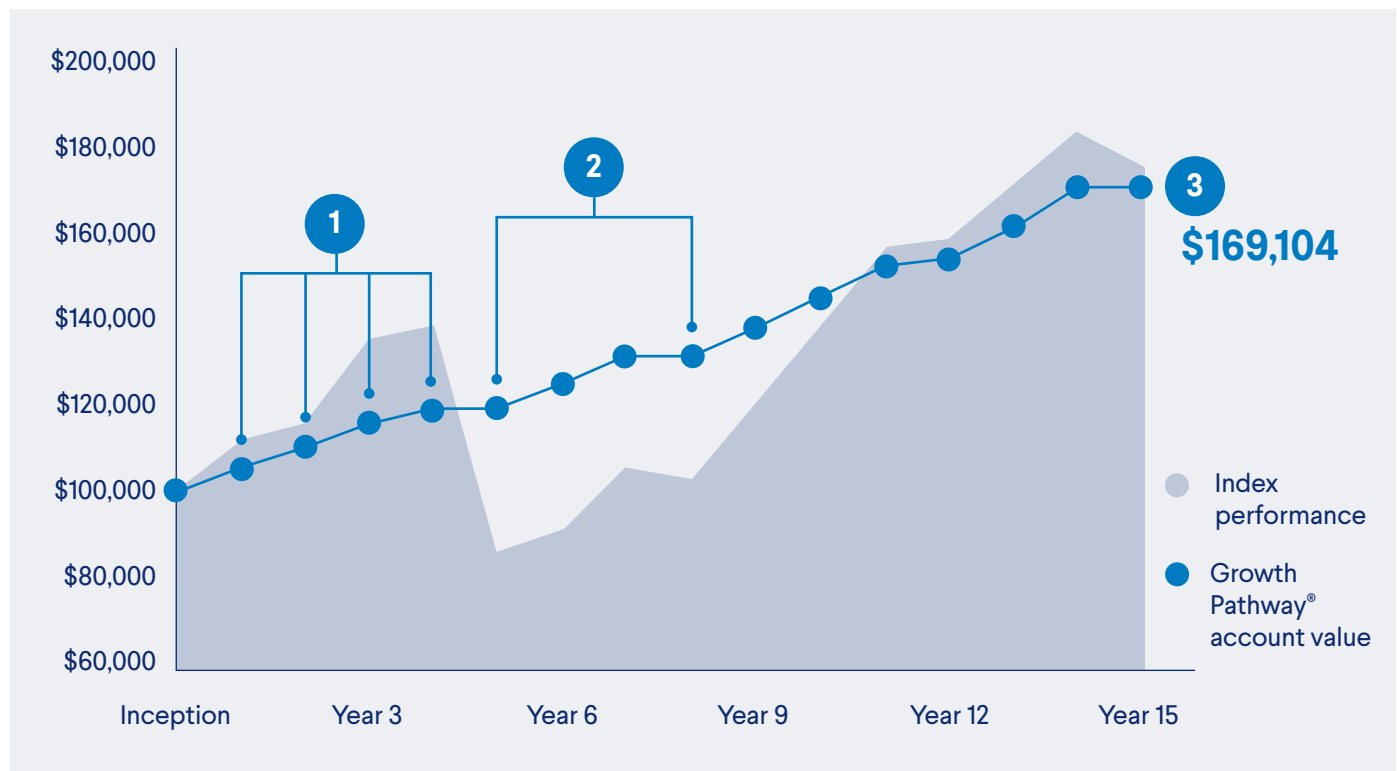
Growth Pathway[®] in action

Upside opportunity, downside protection, peace of mind

How it works

The example below shows how a Growth Pathway[®] fixed index annuity can lock in account value gains during up markets and protect your account value during down markets.

- 1 Upside opportunity:** When markets perform well, the gains in your annuity will automatically be locked in at the end of the year.
- 2 Downside protection:** When markets perform poorly, you won't lose any of your payments or credited interest, regardless of the index strategies and crediting options you choose.
- 3 Peace of mind:** You benefit from the security that comes with experiencing a more stable and predictable investment experience.



This chart is a representation of fixed index annuity growth under varying market/index conditions and is not meant to represent the performance of any Delaware Life fixed index annuity product. This chart assumes no fees, charges, or withdrawals are taken from the FIA during the illustrated period and reinvestment of dividends is not included. The hypothetical performance of the fixed index annuity, as illustrated, assumes a \$100,000 initial payment, a cap of 5.0% (using the One-Year Point-to-Point with Cap crediting option only) and assumes no withdrawals or surrender charges during period shown. Different index-based strategies and interest crediting options may produce different results. The amount of index interest credited at the end of the term year may be limited by index caps, spreads, PT Interest Rates, or a participation rate. Guarantees are backed by the financial strength and claims-paying ability of Delaware Life Insurance Company (Waltham, MA).

Growth Pathway[®] index account options

S&P 500[®] Index

Widely considered the leading benchmark of the U.S. equities market, the Standard & Poor's 500 Index includes 500 of the largest companies on the New York Stock Exchange and NASDAQ.

Morgan Stanley Global Opportunities Index

Tracks and invests in multiple asset classes of equities, fixed-income rates, and commodity futures. The dynamic rebalancing of fixed-income and bond components helps mitigate the risk of downtrends in volatile interest rate environments.

First Trust Capital Strength[®] Barclays 5% Index

Provides exposure to U.S. equities and treasuries—selects 50 large-cap U.S. stocks in the NASDAQ and utilizes an equally weighted portfolio of four Barclays U.S. Treasury futures indexes to capture optimal risk-adjusted returns.

RBA Select Equity Yield CIBC 5% Index

Value investing strategy focused on enhancing total returns by investing in the top 100 U.S. large-cap dividend-paying stocks, concentrating exclusively on stocks that produce reliable, sustainable dividends.

Index strategies and crediting options

Where growth opportunity meets downside protection

With Growth Pathway®, you can choose to invest your money in one or a combination of strategies. The money you allocate to any index strategies has the potential to grow based on the underlying performance of your chosen indexes, measured from the beginning to the end of your 1-year term. This is called “point-to-point” crediting.

So, if your chosen indexes rise, your account is credited with interest that represents a portion of the gain. If the index falls, you will not receive any interest—but neither will you sustain any loss. Instead, any earnings from the previous year are “locked in” and protected.

Strategy	Asset Classes	Geography	Crediting Options
S&P 500® Index	Equity	United States	1-year Point-to-Point with Cap
			1-year Point-to-Point with Participation Rate
			1-Year Point-to-Point with Participation Rate and Spread
			1-Year Point-to-Point Performance Trigger
First Trust Capital Strength® Barclays 5% Index	Equity, Treasuries	United States	1-year Point-to-Point with Participation Rate
Morgan Stanley Global Opportunities Index	Equity, Bonds, Commodities	United States, Germany, Japan	1-year Point-to-Point with Participation Rate
RBA Select Equity Yield CIBC 5% Index	Equity	United States	1-year Point-to-Point with Participation Rate
1-year Fixed Rate	Fixed Income	United States	Annual

Guaranteed Minimum Account Value

Extra protection with guaranteed upside

Growth Pathway® includes, at no additional cost to you, the Guaranteed Minimum Account Value (GMAV) feature. If your annuity's account value has not grown by a minimum amount, GMAV ensures you'll receive a minimum percentage of credited interest after your annuity's 5-year or 7-year surrender period ends. Here's how it works:

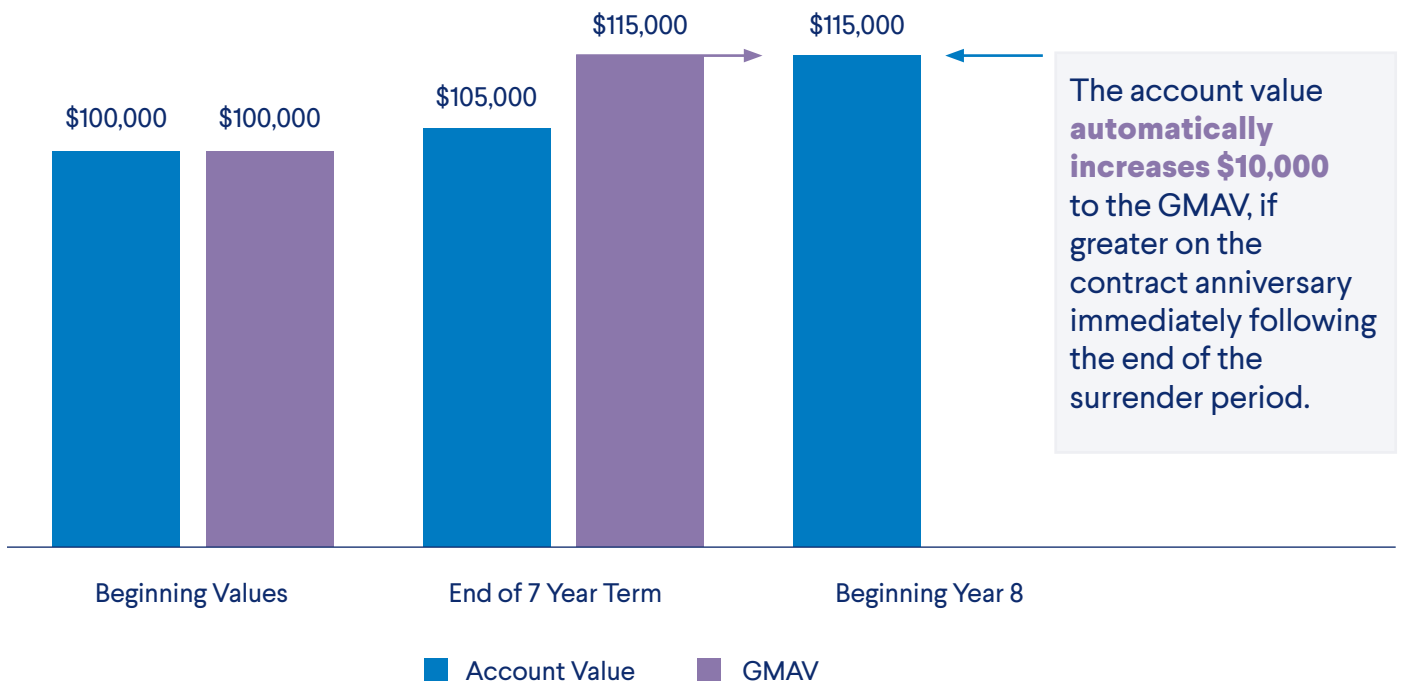
- **5-year surrender period**

GMAV guarantees that your annuity's account value will be at least 115% of the initial premium, less any withdrawals, at the 5th anniversary.

- **7-year surrender period**

GMAV guarantees that your annuity's account value will be at least 115% of the initial premium, less any withdrawals, at the 7th anniversary.

How GMAV protects your money



This hypothetical example is for illustrative purposes only and does not reflect a specific annuity or an actual account value. It does not include fees or expenses which would lower performance. It assumes the following: a \$100,000 initial purchase payment into the Growth Pathway® Fixed Index Annuity; a 7-year surrender period; no withdrawals are taken; a Guaranteed Minimum Account Value of 115%.

Access to your money

Occasionally, unexpected situations arise where you may need access to your money. If that happens, you have options.

1 Take withdrawals from your account value

Free withdrawals – you can take 10% of the total purchase payments during the first contract year. After the first contract year, you may take 10% of the last contract anniversary value. Both options are free of surrender charges and any applicable Market Value Adjustment. You have full access to the account value in your annuity after five or seven years, depending on which product you choose.

Partial or full withdrawals – you have the flexibility, should you need it, to take more than your free withdrawal amount. If you elect to withdraw more, please note that surrender charges and a Market Value Adjustment (MVA) may apply.

2 Turn your annuity into an income stream

You also have the option to annuitize your contract. Growth Pathway® offers several options to provide you with guaranteed income for you, or you and your spouse. Please refer to page 10 for more details.

Surrender charge exceptions	
Required Minimum Distributions (RMDs)	If you are required to take a RMD starting at age 72, and that RMD is more than your 10% free withdrawal, you may take the entire RMD without a surrender charge.
Bailout Provision	You may make full or partial withdrawals from your annuity without a surrender charge or market value adjustment if the renewal cap rate for the S&P 500 1-year point-to-point with cap index strategy falls below the bailout cap rate.
Nursing home/terminal illness ¹	You may withdraw money from your annuity, without a surrender charge, to pay for an eligible nursing home or hospice care.

Withdrawals are taxed as ordinary income and, if taken prior to age 59½, there may be a 10% federal tax penalty. Withdrawals will reduce any protection benefits and may result in a surrender charge or a market value adjustment (MVA).

¹ Must meet certain criteria. Subject to state availability. Please refer to the contract for details.

Growth Pathway[®] fixed index annuity

Product summary

Issue ages	18-80																																																
Minimum initial purchase payment	\$10,000 for both qualified and nonqualified money; Flexible premium deferred annuity																																																
Subsequent payments ¹	Minimum: \$500; Maximum: Total purchase payments cannot exceed \$1M without prior approval																																																
Plan types	Nonqualified, IRA, SEP-IRA and Roth IRA																																																
Free withdrawal amount ²	10% of the total purchase payments during the first contract year; 10% of the last contract anniversary value or required minimum distribution (RMD), if greater, in the contract years thereafter																																																
Surrender charges ³	<div>5 or 7-year surrender charge schedule available. Non-rolling schedule:</div> <table><tr><th></th><th>Year</th><th>1</th><th>2</th><th>3</th><th>4</th><th>5</th><th>6</th><th>7</th><th>8+</th></tr><tr><td rowspan="2">Standard schedule</td><td>5-Year</td><td>9%</td><td>8%</td><td>7%</td><td>6%</td><td>5%</td><td>0%</td><td>0%</td><td>0%</td></tr><tr><td>7-Year</td><td>9%</td><td>8%</td><td>7%</td><td>6%</td><td>5%</td><td>4%</td><td>3%</td><td>0%</td></tr><tr><td rowspan="2">California schedule</td><td>5-Year</td><td>9.20%</td><td>8.20%</td><td>7.20%</td><td>6.20%</td><td>5.20%</td><td>0%</td><td>0%</td><td>0%</td></tr><tr><td>7-Year</td><td>9.20%</td><td>8.20%</td><td>7.20%</td><td>6.20%</td><td>5.20%</td><td>4.15%</td><td>3.15%</td><td>0%</td></tr></table>		Year	1	2	3	4	5	6	7	8+	Standard schedule	5-Year	9%	8%	7%	6%	5%	0%	0%	0%	7-Year	9%	8%	7%	6%	5%	4%	3%	0%	California schedule	5-Year	9.20%	8.20%	7.20%	6.20%	5.20%	0%	0%	0%	7-Year	9.20%	8.20%	7.20%	6.20%	5.20%	4.15%	3.15%	0%
	Year	1	2	3	4	5	6	7	8+																																								
Standard schedule	5-Year	9%	8%	7%	6%	5%	0%	0%	0%																																								
	7-Year	9%	8%	7%	6%	5%	4%	3%	0%																																								
California schedule	5-Year	9.20%	8.20%	7.20%	6.20%	5.20%	0%	0%	0%																																								
	7-Year	9.20%	8.20%	7.20%	6.20%	5.20%	4.15%	3.15%	0%																																								
Market value adjustment State variations apply	Applies to withdrawals and surrenders greater than the free withdrawal amount. Waived at death or within bailout window																																																
Annuitization ⁴	Available one year from contract issue: <ul style="list-style-type: none">• Single-life only• Single-life with 10 – 30-year period certain• Joint and survivor life																																																
Maximum annuitization age	95																																																
Death Benefit	Greater of account value or surrender value																																																
No-cost benefits ⁵	GMAV; Bailout provision; nursing home waiver; terminal illness waiver																																																

¹ Subsequent payments not permitted after any owner/annuitant has attained age 85.

² Withdrawals are taxed as ordinary income and, if taken prior to age 59½, there may be a 10% federal tax penalty. Withdrawals will reduce any protection benefits and may result in a surrender charge or a market value adjustment (MVA).

³ With a non-rolling surrender charge, all payments are free from surrender charges at the end of the surrender charge schedule

⁴ We may offer other options other than those listed. Please refer to the contract for details.

⁵ Must meet certain criteria. Subject to state availability. Please refer to the contract for details.

Delaware Life and you

It's our mission at Delaware Life Insurance Company to offer our clients practical solutions with easy-to-understand features and deliver them with clarity and integrity. We aim to provide a seamless experience that gives our clients exactly what they're looking for:

- Comfort of understanding
- Confidence of transparency
- Streamlined products without needless features

We are focused on addressing the real issues of retirement and legacy planning, providing solutions for both accumulation and income. That's why we offer annuities with the potential for growth, and for income, that can last a lifetime—so our customers can plan for new adventures in retirement.

We can help you reach your retirement destination



Key terms

Point-to-Point Crediting	The growth rate determined by comparing the index's value at the beginning of the Crediting Period to its value at the end of the Crediting Period.
Index Cap Rate	The maximum percentage of interest, as part of an Index Strategy, that can be credited to any Account Value that is allocated to an Index Account for a given Term.
Performance Trigger Interest Rate	A declared percentage of interest that is credited to an Index Account as part of an Index Strategy when the performance of an index for a given Term is greater than zero.
Index Participation Rate	A factor applied to the performance of an index that is used to determine the index interest credit for an Index Strategy.
Index Participation Rate with Spread	An Index Strategy that first applies a Participation Rate to the performance of an index, which is then reduced by an Index Spread Rate—a set percentage that is deducted from the performance of an index—to determine the index interest credit for an Index Account.
Interest Credited	The total amount of interest credited to the account value for both the fixed rate and index-based strategies.
Crediting Period	The time period associated with each Index Account and Fixed Account, used to determine the interest credited. Each rate (Index Participation Rates, Cap Rates, Spread Rates, Performance Trigger Interest Rates and/or Fixed Interest Rates) associated with a given Index Account or Fixed Account will not change during the Term, but is subject to change at the start of each new Term.

Important Information

Standard & Poor's®

The Standard & Poor's 500® ("S&P 500®") is a product of S&P Dow Jones Indices LLC or its affiliates ("SPDJI") and has been licensed for use by Delaware Life Insurance Company ("Delaware Life"). Standard & Poor's® and S&P® are registered trademarks of Standard & Poor's Financial Services LLC ("S&P"); Dow Jones® is a registered trademark of Dow Jones Trademark Holdings LLC ("Dow Jones"); and these trademarks have been licensed for use by SPDJI and sublicensed for certain purposes by Delaware Life. Growth Pathway® is not sponsored, endorsed, sold, or promoted by SPDJI, Dow Jones, S&P®, or their respective affiliates and no such parties make any representation regarding the advisability of investing in such product(s) nor do they have any liability for any errors, omissions, or interruptions of the S&P 500®.

Barclays and First Trust®

Neither Barclays Bank PLC ("BB PLC") nor any of its affiliates (collectively 'Barclays') is the issuer or producer of Delaware Life Growth Pathway® fixed index annuity and Barclays has no responsibilities, obligations or duties to investors in Delaware Life Growth Pathway®. The First Trust Capital Strength® Barclays 5% Index (the 'Index'), together with any Barclays indices that are components of the Index, is a trademark owned by Barclays and, together with any component indices and index data, is licensed for use by Delaware Life Insurance Company as the issuer or producer of Delaware Life Growth Pathway® fixed index annuity (the 'Issuer').

Barclays' only relationship with the Issuer in respect of the Index is the licensing of the Index, which is administered, compiled and published by BB PLC in its role as the index sponsor (the 'Index Sponsor') without regard to the Issuer or the Delaware Life Growth Pathway® or investors in the Delaware Life Growth Pathway®. Additionally, Delaware Life Insurance Company as issuer or producer of Delaware Life Growth Pathway® may for itself execute transaction(s) with Barclays in or relating to the Index in connection with Delaware Life Growth Pathway®. Investors acquire Delaware Life Growth Pathway® from Delaware Life Insurance Company and investors neither acquire any interest in the Index nor enter into any relationship of any kind whatsoever with Barclays upon making an investment in Delaware Life Growth Pathway®. The Delaware Life Growth Pathway® is not sponsored, endorsed, sold or promoted by Barclays and Barclays makes no representation regarding the advisability of the Delaware Life Growth Pathway® or use of the Index or any data included therein. Barclays shall not be liable in any way to the Issuer, investors or to other third parties in respect of the use or accuracy of the Index or any data included therein.

First Trust®, First Trust & Design®, and First Trust Capital Strength® ("Mark") is a registered trademark of First Trust Portfolios LP ("First Trust") and has been licensed for use by Delaware Life. Delaware Life Growth Pathway® ("Product") is not sponsored, endorsed, sold or promoted by First Trust. FIRST TRUST MAKES NO WARRANTY, EXPRESS OR IMPLIED, AS TO RESULTS TO BE OBTAINED BY DELAWARE LIFE, A PRODUCT ISSUER, THE INVESTORS IN THE PRODUCT, OWNERS OF THE PRODUCT, OR ANY OTHER PERSON OR ENTITY FROM THE USE OF THE MARKS OR PRODUCT. FIRST TRUST EXPRESSLY DISCLAIMS ALL WARRANTIES OF MERCHANTABILITY OR FITNESS FOR A PARTICULAR PURPOSE OR USE OF THE PRODUCT.

Morgan Stanley

This product is not sponsored, endorsed, sold, or promoted by Morgan Stanley or any of its affiliates. Neither Morgan Stanley nor any other party (including, without limitation, any calculation agents or data providers) makes any representation or warranty, express or implied, regarding the advisability of purchasing this product. The Morgan Stanley Global Opportunities Index (the "Index") is the exclusive property of Morgan Stanley. Morgan Stanley and the Index are service marks of Morgan Stanley and have been licensed for use by Delaware Life Insurance Company for certain purposes. Morgan Stanley will not have any obligation or liability to owners of this product in connection with the administration or marketing of this product, and neither Morgan Stanley nor any other party guarantees the accuracy and/or the completeness of the Index or any data included therein. Morgan Stanley and its affiliates may engage in transactions involving components of the Index for their proprietary accounts and/or for accounts of their clients, which may affect the value of such components and the level of the Index.

No purchaser, seller, or holder of this instrument, or any other person or entity, should use or refer to any Morgan Stanley trade name, trademark, or service mark to sponsor, endorse, market, or promote this product without first contacting Morgan Stanley to determine whether Morgan Stanley's permission is required. Under no circumstances may any person or entity claim any affiliation with Morgan Stanley without the prior written permission of Morgan Stanley.

There are risks associated with any product linked to this Index:

- Allocation to a crediting method using the Index provides the potential for interest to be credited based in part on the performance of the Index.
- The Index may not increase in value due to a number of factors and as a result there may be no interest credited to the annuity contract.
- Because the Index has a consistent volatility target, the Index performance will not match the performance of the underlying Index components and may dampen the performance of the Index in rising markets.
- The Index has a limited performance history and past performance is no indication of future performance.
- The Index may be composed of a small number of index components at any given time and the performance of the Index involves risk associated with international and U.S. equities and bonds, commodities, and precious metals, which may impact the Index value and the interest credited to the annuity contract.

Premiums allocated to a crediting method using the Index is not a direct investment in the stock markets, bond markets, commodities, precious metals, or in the index. Purchasers of products linked to the Index will have no access to the components underlying the Index. The Index is calculated on an excess return basis.

CIBC

The RBA Select Equity Yield CIBC 5% Index (the “Index”) is the exclusive property of Canadian Imperial Bank of Commerce (Canadian Imperial Bank of Commerce, together with its affiliates, “CIBC”). CIBC has engaged Solactive AG (“Solactive”) to maintain and to make certain calculations related to the Index. “Canadian Imperial Bank of Commerce”, “CIBC” and “Index” (collectively, the “CIBC Marks”) are trademarks or service marks of CIBC. CIBC has developed the index without considering the needs of any person. CIBC makes no representation or warranty, express or implied, regarding the Index or its development and has no responsibilities, obligations or liabilities with respect to the inception, adjustment, maintenance, operation or calculation.

None of CIBC, Solactive, or any third-party licensor (collectively, the “Index Parties”) to CIBC is acting, or has been authorized to act, as an agent of any Index Party or has in any way sponsored, promoted, solicited, negotiated, endorsed, offered, sold, issued, supported, structured or priced any Index-linked products (a “Product”) or provided investment advice to any person. No Index Party is a fiduciary or agent of any purchaser, seller or holder of any Product, or has made any representation or warranty, express or implied, regarding the advisability of purchasing, selling or holding any Product or the ability of the Index to track corresponding or relative market performance. Purchasers of any Product neither acquire any interest in the Index nor enter into any relationship of any kind whatsoever with any of the Index Parties. No Index Party guarantees the timeliness, accurateness, or completeness of the Index or any data or information relating thereto and shall have no liability in connection with the Index or any data or information relating thereto. No Index Party shall have any liability with respect to any Product, nor any liability for any loss relating to any Product, whether arising directly or indirectly from the use of the Index, its methodology, or otherwise.

SOLACTIVE is a trademark and service mark of Solactive. Solactive and its affiliates are not affiliated with CIBC. Solactive’s association with CIBC is to act as the administrator and calculation agent of the Index, which is the property of CIBC. Solactive does not guarantee the timeliness, accurateness, or completeness of the Index or any data or information relating thereto and shall have no liability in connection with the Index or any data or information relating thereto.

While the volatility control applied by CIBC as part of the index methodology may result in less fluctuation in rates of return as compared to indices without volatility controls, it may also reduce the overall rate of return for Products referencing the Index as compared to other indices not subject to volatility controls.



Delaware Life

Annuities are long-term investment vehicles designed for retirement purposes. They are not intended to replace emergency funds, to be used as income for day-to-day expenses, or to fund short-term savings goals. Delaware Life Insurance annuities have limitations, exclusions, charges, termination provisions, and terms for keeping them in force. Please contact your financial professional for complete details.

Fixed index annuities are not securities and do not participate directly in the stock market or any index and are not investments. It is not possible to invest directly in an index.

Products, riders, and features may vary by state, and may not be available in all states. Products may vary by firm/broker-dealer. Ask your financial professional for more information.

Guarantees are backed by the financial strength and claims-paying ability of Delaware Life Insurance Company (Waltham, MA).

Delaware Life Insurance Company (Waltham, MA) is authorized to transact business in all states (except New York), the District of Columbia, Puerto Rico, and the U.S. Virgin Islands.

Policies and contracts are issued by Delaware Life Insurance Company. For use with policy forms ICC17-DLICFIA-17, DLIC-FIA-17. Policy and rider form numbers may vary by state.

This brochure is a general description of the product. Please read your contract and disclosure statement for definitions and complete terms and conditions, as this is a summary of the annuity's features.

This communication is for informational purposes only. It is not intended to provide, and should not be interpreted as, individualized investment, legal, or tax advice. To obtain such advice, please consult with your investment, legal, or tax professional.

delawarelife.com

Service Center: P.O. Box 80428, Indianapolis, IN 46280
Sales Support: 844.DEL.SALE (844.335.7253)
Customer Service: 800.374.3714

© 2022 Delaware Life Insurance Company

**NOT FDIC INSURED | MAY LOSE VALUE | NO BANK OR CREDIT UNION GUARANTEE
NOT A DEPOSIT | NOT INSURED BY ANY FEDERAL GOVERNMENT AGENCY OR NCUA/NCUSIF**